



304

HEAVY DUTY VACUUM PUMPS



Features

- Exclusive NVE automatic oil pump
- Rugged braided stainless steel oil delivery lines
- Ductile iron housing
- On truck serviceability
- Remote mount 5 quart see through oil tank for constant oil level monitoring
- Available in both clockwise and counter-clockwise rotation
- Two year warranty against manufacturer defect
- Designed, built, and supported in the USA

AIR COOLED 304 CHALLENGER SPECIFICATIONS

MAXIMUM AIRFLOW	210 CFM		
*FULL VACUUM			
MAXIMUM PRESSURE	20 PSI		
*OPERATING RANGE - RPM	1200	1300	1400
HP REQUIRED @ FULL VACUUM	8.35	9.24	10.16
HP REQUIRED @ 10 PSI	10.08	11.14	12.24
PORTING SIZE (OPTIONAL 1-1/2")	2"		
SHAFT SIZE (1/4" KEY)	1 1/4"		
PUMP DIMENSIONS	L 21 5/16"	W 9 3/8"	H 15 7/8"
APPROXIMATE WEIGHT	179 LBS		

*The maximum allowable operating vacuum will vary depending on R.P.M., ambient temperature, altitude and time running. The basic principle to keep in mind is - faster R.P.M., higher air temperature and longer run time all equal more heat in pump. When installing an NVE 304 pump we recommend a normal R.P.M. of 1200-1400. Other speeds are ok as long as exhaust gas temperatures read on the supplied thermometer do not exceed 380 degrees F.

Challenger Series
VACUUM PUMPS & BLOWERS

*Weights and measurements are
for reference only*


800-253-5500 | www.natvac.com

NVE

304 HEAVY DUTY VACUUM PUMPS




304 Pump Stand Complete




- 304 counter clockwise vacuum pump
- Gearbox or hydraulic adapter options
- Pre-filter
- Heavy duty 3/8" steel gusseted frame
- Durable powder coat finish
- Lightweight aluminum gearbox for cool operation
- Diesel flush kit included
- Reliable Rexnord E5 coupler
- Remote mount 5 quart see through oil tank for constant oil level monitoring
- Two year warranty against manufacturer defect
- L 33 3/4" W 11 7/8" H 17 3/4"

304 Combo Package



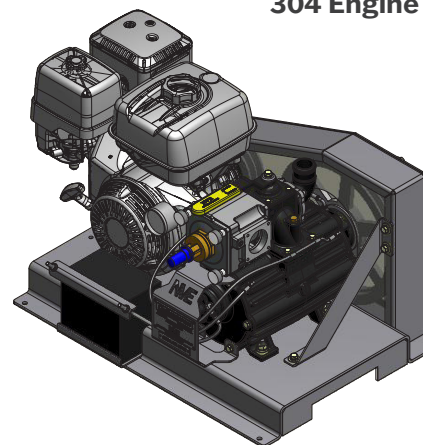
- 304 counter clockwise vacuum pump and stand
- Gearbox or hydraulic adapter options
- Combination moisture trap and muffler
- Vacuum and pressure relief valves with gauge
- Diesel flush kit included
- Right or left mounting options
- Two year warranty against manufacturer defect
- L 22" W 23" H 17 3/4"

304 Horizontal Package



- 304 counter clockwise vacuum pump and stand
- Gearbox or hydraulic adapter options available
- Pre-filter
- Horizontal moisture trap
- Diesel flush kit included
- Vacuum relief valve and vacuum pressure gauge
- Two year warranty against manufacturer defect
- L 33 3/4" W 23 7/16" H 17 3/4"

304 Engine Drive Package



- 304 counter clockwise vacuum pump and stand
- Honda 13 HP electric start motor
- Battery included
- Two year warranty against manufacturer defect
- L 23 9/16" W 34 15/16" H 15 7/8"